

Jesus Name Above All Names

Jesus is called by many different names in the Bible.
The names in this activity were taken from the hymn:
JESUS NAME ABOVE ALL NAMES.

Stack the scripture cards face up on your desk. Look up the scripture to find out which name for Jesus is being used. Put the scripture card in the pocket with correct name.

After you are finished you can tell if you are correct by looking on the back of the scripture card. If you are right, the square on the back will match the border on the pocket.

Savior

**Glorious
(Majestic)
Lord**

Emmanuel

Redeemer

Word

**Lord God
Almighty**

**Wonderful
Counselor**

**Light
of the
World**



**Prince of
Peace**

**Hope of
Glory**

**Man of
Sorrows**

**Lamb of
God**

Luke 2:11	Isaiah 33:21	Matthew 1:23
Job 19:25	1 John 5:7	Revelation 4:8
Isaiah 9:6	John 8:12	Isaiah 9:6
Colossians 1:27	Isaiah 53:3	John 1:29



Printing instructions:

Print cover on regular copy paper. Print pockets and scripture cards on cardstock.




Folder instructions:

Cut out title, instructions and tab label. Glue on colorful pocket folder. To make storage pocket for scripture cards, cut a rectangle from colored cardstock about 6"x4". Glue to back of folder. Cut out pockets. Glue 2 sides and bottom using a thin stream of white glue and place (order does not matter) inside folder. Laminate folder. Using Xacto blade cut a slit on top of each pocket inside and storage pocket on outside of folder.



Scripture cards instructions:

Cut out color squares. Glue color square to the back of appropriate scripture card. Laminate. Cut apart scripture cards. Store in storage pocket.



Red Luke 2:11	Green Isaiah 33:21	Blue Matt 1:23
Yellow Job 19:25	Pink 1 John 5:7	Orange Rev 4:8
Dark Purple Isaiah 9:6	Brown John 8:12	Black Isaiah 9:6
Gray Col 1:27	Aqua Isaiah 53:3	Light Purple John 1:29