



The Wise  
Man

Matthew 7:24-25



The Wise  
Man

Matthew 7:24-25



The Foolish  
Man

Matthew 7:26-27

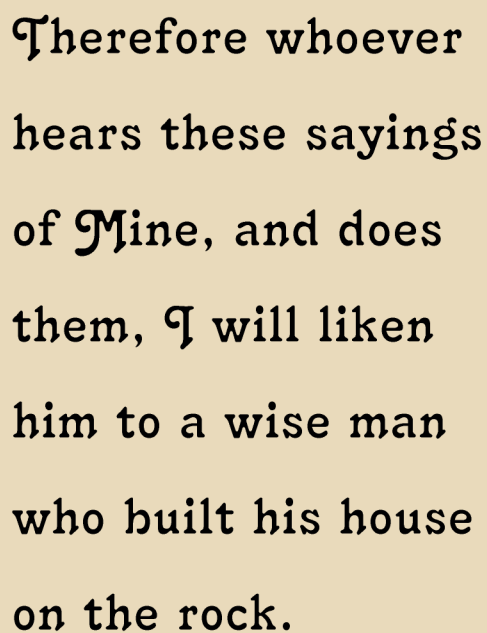


The Foolish  
Man

Matthew 7:26-27

Print on regular paper. Fold on vertical line. Fold on horizontal line. Cut this square out to make a 3/4 fold book. Fold top flap down. Fold book shut. Glue side by side to the other wiseman books. Then glue all into the project folder. Children will copy the passage under the flap. Then they will draw a picture on top of the flap that represents this passage.

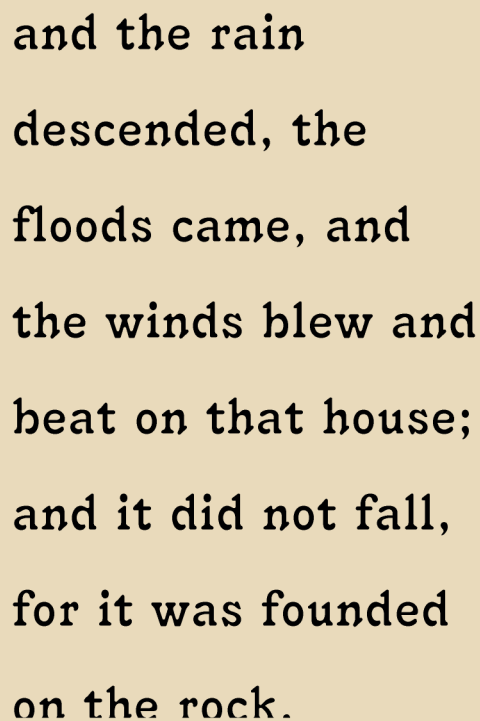
Copy the passage below:



Therefore whoever  
hears these sayings  
of Mine, and does  
them, I will liken  
him to a wise man  
who built his house  
on the rock.

Print on regular paper. Fold on vertical line. Fold on horizontal line. Cut this square out to make a 3/4 fold book. Fold top flap down. Fold book shut. Glue side by side to the other wiseman books. Then glue all into the project folder. Children will copy the passage under the flap. Then they will draw a picture on top of the flap that represents this passage.

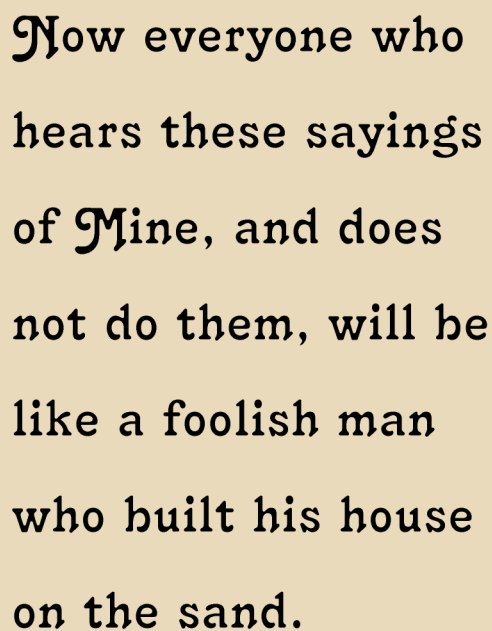
Copy the passage below:



and the rain  
descended, the  
floods came, and  
the winds blew and  
heat on that house;  
and it did not fall,  
for it was founded  
on the rock.

Print on regular paper. Fold on vertical line. Fold on horizontal line. Cut this square out to make a 3/4 fold book. Fold top flap down. Fold book shut. Glue side by side to the other wiseman books. Then glue all into the project folder. Children will copy the passage under the flap. Then they will draw a picture on top of the flap that represents this passage.

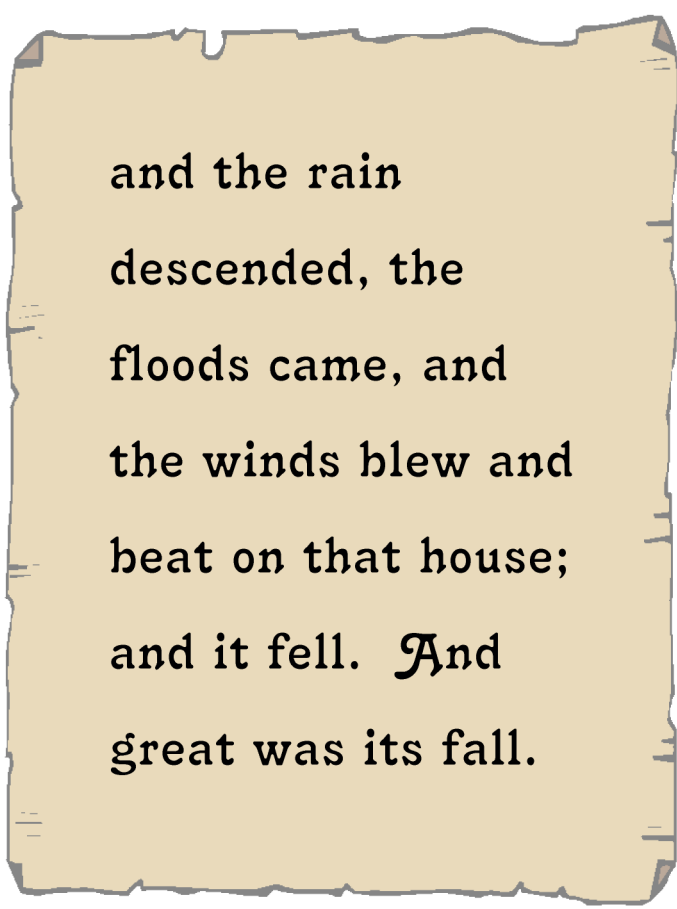
Copy the passage below:



**N**ow everyone who  
hears these sayings  
of **M**ine, and does  
not do them, will be  
like a foolish man  
who built his house  
on the sand.

Print on regular paper. Fold on vertical line. Fold on horizontal line. Cut this square out to make a 3/4 fold book. Fold top flap down. Fold book shut. Glue side by side to the other wiseman books. Then glue all into the project folder. Children will copy the passage under the flap. Then they will draw a picture on top of the flap that represents this passage.

Copy the passage below:



and the rain  
descended, the  
floods came, and  
the winds blew and  
heat on that house;  
and it fell. And  
great was its fall.